

Wounded Bird TAB2

PLEASE NOTE

#-----#  
#This file is the author's own work and represents their interpretation of the #  
#song. You may only use this file for private study, scholarship, or research. #  
#-----#  
#

A WOUNDED BIRD (Live)  
As recorded by Enda Reilly

Words by Anne Marie Lents and Enda Reilly

Music by Enda Reilly  
Arranged by Enda Reilly  
Transcribed by Enda Reilly

Gtr I (E A D G B E) - 'Guitar'

Gtr I  
 Q Q Q Q Q H E Q Q Q Q Q H E  
 -----  
 -----6--9--/11-----11--11--\9--6-----  
 -7--7h=9-----0-----0-----9--/11-----  
 -0-----0-----




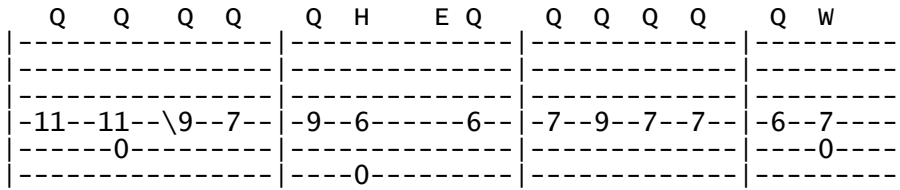
Q Q Q Q Q H E Q Q Q Q Q H E  
 -----  
 -----6--9--/11-----11--11--\9--6-----  
 -7--7h=9-----0-----0-----9--/11-----  
 -0-----0-----

Q Q Q Q Q H S Q Q Q Q Q Q W  
 -----  
 -----11--11--\9--7--9--6-----6--7--9--7--7--6--7--  
 -0-----0-----0-----0-----0-----  
 -----0-----

Q Q Q Q Q H E Q Q Q Q Q Q H E  
 -----  
 -----10--9--11--11--9--11--9--11--9h11--  
 -9--9--9--11-----11--11--9-----9-----  
 -----0-----11--9h11-----  
 -----0-----

Q Q Q Q Q H E Q Q Q Q Q Q H E  
 -----  
 -----10--9--11--11--9--11--9--11--9--  
 -9--9--9--/11-----11--11--9-----9-----  
 -----0-----0--11--9--11-----  
 -----0--9-----

## Wounded Bird TAB2



Here's my attempt at TAB for my song A Wounded Bird (Co-written with my Fiancee), as requested by Micahel Larocci on Youtube.

So Use the TAB as a starting point but please do listen to the song for the rhythmic and tempo variations. Play it with feeling! There's a Video is at <http://www.youtube.com/watch?v=s00YjNVAuZI> And subscribe to my channel while you're there.

Thank You.  
Enda

There are hammer ons and pull offs and slides that I may have missed putting in the TAB, but in general keep it flowy/legato.

### Duration Legend (Take with a pinch of salt)

-----  
W - whole; H - half; Q - quarter; E - 8th; S - 16th; T - 32nd; X - 64th; a - acciaccatura  
+ - note tied to previous; . - note dotted; .. - note double dotted  
Uncapitalized letters represent notes that are staccato (1/2 duration)  
Irregular groupings are notated above the duration line  
Duration letters will always appear directly above the note/fret number it represents the duration for. Duration letters with no fret number below them represent rests. Multi-bar rests are notated in the form wxn, where n is the number of bars to rest

Wounded Bird TAB2

for. Low  
melody durations appear below the staff

Tablature Legend

- 
- h - hammer-on
- p - pull-off
- b - bend
- pb - pre-bend
- r - bend release (if no number after the r, then release immediately)
- /\ - slide into or out of (from/to "nowhere")
- s - legato slide
- S - shift slide
- <n> - natural harmonic
- [n] - artificial harmonic
- n(n) - tapped harmonic
- ~ - vibrato
- tr - trill
- T - tap
- TP - trem. picking
- PM - palm muting
- \n/ - tremolo bar dip; n = amount to dip
- \n - tremolo bar down
- n/ - tremolo bar up
- /n\ - tremolo bar inverted dip
- = - hold bend; also acts as connecting device for hammers/pulls
- <> - volume swell (louder/softer)
- x - on rhythm slash represents muted slash
- o - on rhythm slash represents single note slash

Misc Legend

- 
- | - bar
- || - double bar
- ||o - repeat start
- o|| - repeat end
- \*| - double bar (ending)
- : - bar (freetime)
- \$ - Segno
- & - Coda

Tempo markers - <E/E./Q/Q./H/H.> = BPM(8/16=s8/s16), where s8 = swing 8ths, s16 = swing 16ths

```
*****
*****
* Generated using Power Tab Editor by Brad Larsen -
* http://powertab.guitarnetwork.org *
*****
*****
```